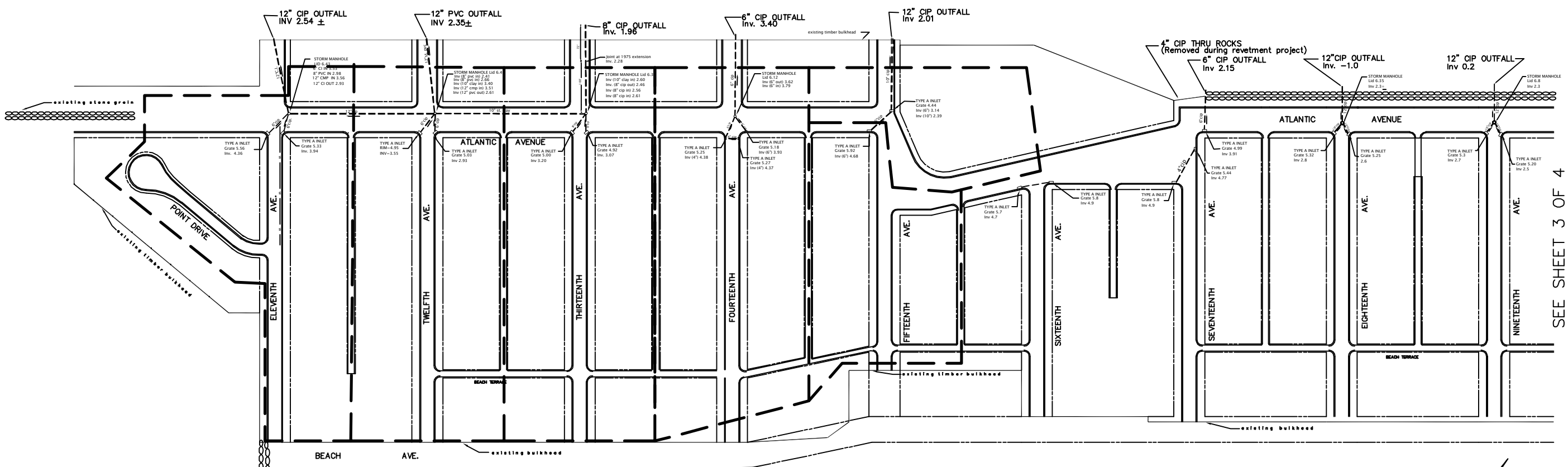

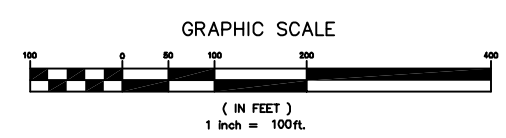


**KEY**  
 ○ SANITARY MANHOLE  
 ○ STORM INLET  
 ○ STORM MANHOLE  
 — STORM SEWER PIPE  
 — SANITARY SEWER PIPE  
 — FLOW DIRECTION  
 □ PUMP STATION

RISLEY'S CHANNEL



SEE SHEET 3 OF 4



RICHARD L. CARTER  
 N.J. PROFESSIONAL ENGINEER  
 NO. 21391  
 N.J. PROFESSIONAL PLANNER  
 NO. 1794

MASTER DRAINAGE MAP

BOROUGH OF LONGPORT, ATLANTIC COUNTY, N.J.

BOROUGH OF LONGPORT  
 OFFICE OF THE MUNICIPAL ENGINEER  
 2305 ATLANTIC AVENUE  
 LONGPORT, N.J. 08403  
 RICHARD L. CARTER, P.E., P.P., C.M.E.  
 BOROUGH OF LONGPORT ENGINEER

DATE	REVISION	BY
06/30/10	DRAWN	RLC
	CHECKED	RLC
COMM. NO.	4 OF 4	
LP2469		